


PST GRADUATE PROGRAM APPLICATION

GUIDE FOR PROSPECTIVE M.SC. AND PH.D. STUDENTS

Study details about the PST program

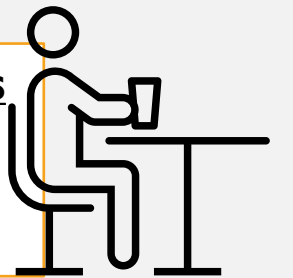
- **General information, faculty members, research tracks, and application requirement**
PST website – <http://www.pst.pharm.chula.ac.th/>
PST program information sheet – <https://drive.google.com/file/d/1jZ0QhcxQs2oY63WYyQZ6wChBNzcXZ4JUa/view>
Pharm Chula website – <https://www.pharm.chula.ac.th>
Chula website (M.Sc.) – <https://www.chula.ac.th/program/pharmaceutical-sciences-and-technology/>
Chula website (Ph.D.) – <https://www.chula.ac.th/program/pharmaceutical-sciences-and-technology-program-pst/>
- **Qualification of applicants, documents required, and application deadline**
Chula's Grad School website – <https://www.grad.chula.ac.th/admission.php?id=1>
Applicant specification and document required – attached to the application announcement
- **Scholarship**
Scholarship from Chula's Graduate School (for Thai) – <https://www.grad.chula.ac.th/en/scholarship.php?type=1>
ASEAN/Non ASEAN Scholarship (for non-Thai) – http://www.academic.chula.ac.th/newoaa/international_scholarship.html
C2F Scholarship (for Ph.D.) – <https://www.research.chula.ac.th/the-second-century-fund-chulalongkorn-university-c2f/>



Think about your research interest and find a potential advisor that matches yours

Information about our faculty members' research can be found on

- PST website – <http://www.pst.pharm.chula.ac.th/>
- Pharm Chula website – <https://www.pharm.chula.ac.th/officers-and-deans/>



A. Contact the potential advisor

- To discuss about your prospective study and scholarship application
- Have **Document Set #1** ready for the potential advisor to see
- Have an informal interview with the potential advisor
(MUST DO! - failure to do so will result in not considering for an interview)

1

Prepare documents for the application to PST

- **Transcript**
- **English score**
English requirement for the graduate study at Chulalongkorn University:
<https://drive.google.com/file/d/1YPKROVPNteNXafnht8jAWnqa8geXKxl7/view?usp=sharing>
- **Resume/CV**
- **Statement of Purpose/SOP**
- **Recommendation letters (at least 2 letters)**
Confidential recommendation letter(s) MUST be submitted by your reference person(s) to PST Program's Google form for reference persons
(Access link shall be sent by an email to the reference persons.)
- **Research article/proceeding (for Ph.D. plan 1.1, 1.2, 2.1)**

1

B. Apply on the Online Registration System, Chula's Graduate School

<https://www.register.gradchula.com/>

After finishing, make PDF copies of a graduate school's application form and an application receipt (**Document Set #2**)

(MUST DO! - failure to do so will result in not considering for an interview)


2

- **Graduate school's application form**
- **Application receipt**

2

- **Passport (for foreigner)**
- **OR ID card (for Thai)**

3



C. Submit the required documents for the application to the PST Program's Google form for applicants

<https://forms.gle/YIWpcTFTPbTGUDLu9>

(**Document Sets #1,2,3**)

(MUST DO! ALL documents being required in the list above MUST BE SUBMITTED – failure to do so will result in not considering for an interview)

1

2

3

D. Have a formal interview with PST faculty members

(MUST DO! – failure to do so will result in not accepting into the Program)




Announcement of admission to PST Program
Program Coordinator will notify the Admission results

Pass

Not Pass

Reapply next round

- **Confirm with an advisor** to accept you as a new student
- **Scholarship application** MUST be done before a deadline
- **Enrollment to Chula:** Student ID, New student enrollment, Course registration
- **Travel preparation:** Visa application (for non-Thai), COVID vaccine/quarantine requirement, Accommodation



*** PST email for inquiry:**
pharscitech@pharm.chula.ac.th

